

Linea Stile Italiano

P collection I MP kollektion I collezione MP I MP collection I MP kollektion I col

Ed.01

Collezione MP Rilievi

"A volte le parole non bastano.
E allora servono i colori.
E le forme.
E le note.
E le emozioni".

Castelli di rabbia

Attilio Bertolucci

P collection I MP kollektion I collezione MP

on I col




the Italian style







Collezione




MP
Rilievi

Claude Monet - Tulipani in Olanda
A Field of Tulips in Holland






Rilievi Bianco (*White*) + Riflessi di Luna Argento



R01



Riflessi di Luna Oro
R01




Riflessi di Luna Argento
R02



R02



R03



Riflessi di Luna Verde
R03



Riflessi di Luna Viola
R04



R04



R05




Riflessi di Luna Rosso
R05



Riflessi di Luna Blu
R06



R06






No1



No2



No3



No4




No5



No6



No7



No8



No9



No10



No11




No12



No13

Broccato






E01



E02



E03



E04



E05



E06



E07



E08



E09



E10



E11




E12




E13

Eventi Gold base



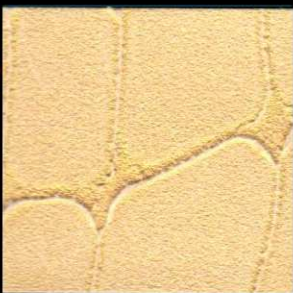
Canapa






H01 Rame Antico

Foglia Oro




H02

Oro Antico




H03

Bronzo



H04

Rame



H05

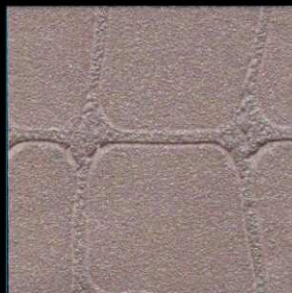


H06

Oro




H07



H08



H09



H10




H11



H12

Oro Bianco




H13

Vincent Van Gogh - Autoritratto con il cappello di feltro
Self-Portrait with Straw Hat






A01



A02



A03



A04



A05



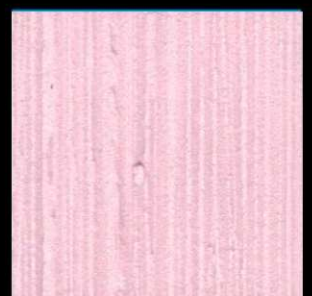
A06




A07




A08



A09



A10



A11



A12




A13

Edgar Degas - Tre ballerine in esercizio nel corridoio
Three Dancers in a Practice Room




Juta






G01 Glamour base



G02




G03




G04



G05



G06




G07




G08




G09




G10



G11

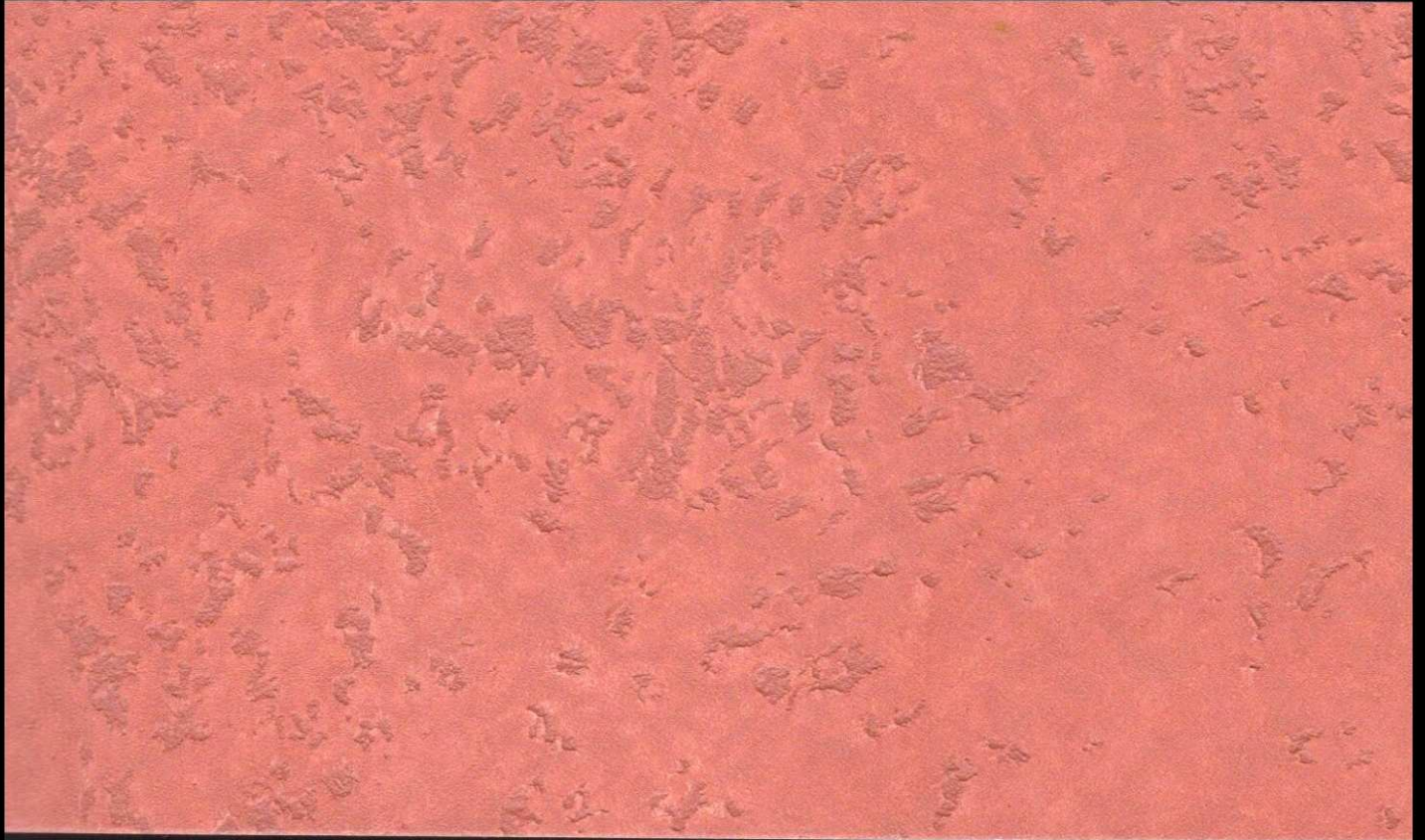


G12



G13






P01



P02



P03



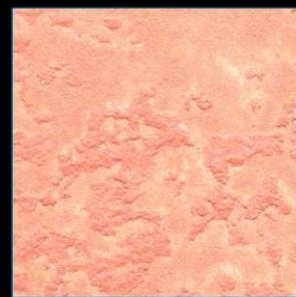
P04



P05



P06



P07



P08



P09



P10



P11




P12



P13

Egon Schiele - Autoritratto
Self Portrait



Denim





R07 + A14



R07 + A15



R08 + A16



R07 + A14



















































R07 + A15



R08 + A16

Cashmere, Alpaca, Broccato, Canapa, Fil Posè, Juta, Alcantara, Denim

Cashmere						
	Incollare con Hovalac tipo A (per tessuti a trama o pannello). Carrying with Hovalac type A (for fabrics with weave or panel).	Scavo di fondo con smeriglio 400 mesh o tondo o pannello. Ground coat with 400 mesh or round or brush.	Applicare insieme con velo. Apply same by veil.	Invegnare insieme con sfumatura aerea. Mix a same with airless brush.	Applicare effetto di lustro con pennello o spugna di mare. Apply effect of lustre by brush or sea sponge.	Stesso Cashmere
Alpaca						
	Incollare con Hovalac tipo A (per tessuti a trama o pannello). Carrying with Hovalac type A (for fabrics with weave or panel).	Scavo di fondo con smeriglio 400 mesh o tondo o pannello. Ground coat with 400 mesh or round or brush.	Applicare insieme con velo. Apply same by veil.	Invegnare insieme con sfumatura aerea. Mix a same with airless brush.	Applicare la vella secca con pennello o spugna di mare. Apply anhydrous wax by cellulose brush or sea sponge.	Stesso Alpaca
Broccato						
	Incollare con Hovalac tipo A (per tessuti a trama o pannello). Carrying with Hovalac type A (for fabrics with weave or panel).	Scavo di fondo con smeriglio 400 mesh o tondo o pannello. Ground coat with 400 mesh or round or brush.	Applicare insieme con velo. Apply same by veil.	Invegnare insieme con rullo a mani. Mix a same with hand roller.	Applicare in velo con pennello spatola. Apply same by spatula brush.	Stesso Broccato
Canapa						
	Incollare con Hovalac tipo A (per tessuti a trama o pannello). Carrying with Hovalac type A (for fabrics with weave or panel).	Scavo di fondo con smeriglio 400 mesh o tondo o pannello. Ground coat with 400 mesh or round or brush.	Applicare insieme con velo. Apply same by veil.	Infornatura insieme con spatola di plastica. Carrying a same with a plastic spatula.	Invegnare insieme con rullo a mani. Mix a same with hand roller.	Applicare in velo spatola con pennello spatola. Apply wax y same by spatula brush.
Fil Posè						
	Incollare con Hovalac tipo A (per tessuti a trama o pannello). Carrying with Hovalac type A (for fabrics with weave or panel).	Scavo di fondo con smeriglio 400 mesh o tondo o pannello. Ground coat with 400 mesh or round or brush.	Applicare insieme con velo. Apply same by veil.	Invegnare insieme con sfumatura aerea. Mix a same with airless brush.	Applicare in velo con pennello spatola. Apply wax same by spatula brush.	Stesso Fil Posè
Juta						
	Incollare con Hovalac tipo A (per tessuti a trama o pannello). Carrying with Hovalac type A (for fabrics with weave or panel).	Scavo di fondo con smeriglio 400 mesh o tondo o pannello. Ground coat with 400 mesh or round or brush.	Applicare insieme con velo. Apply same by veil.	Invegnare verticalmente insieme con sfumatura aerea. Mix a same vertically with airless brush or same by airless brush.	Applicare insieme il risultato applicare uno strato sotto a rete e strato più o meno consistente con velo a mani. Mix a same a dry, apply a ground coat by roller and design a fine mesh pattern by wax brush.	Applicare insieme con pennello spatola. Apply same by brush.
Alcantara						
	Incollare con Hovalac tipo A (per tessuti a trama o pannello). Carrying with Hovalac type A (for fabrics with weave or panel).	Scavo di fondo con smeriglio 400 mesh o tondo o pannello. Ground coat with 400 mesh or round or brush.	Applicare insieme con velo. Apply same by veil.	Preparare insieme con sfumatura aerea disegnando la superficie. Mix a same with airless brush designing a pattern.	Applicare insieme con spatola di plastica. Mix a same with a plastic spatula.	Applicare in velo spatola con pennello spatola. Apply wax in velo with a spatula same spatula.
Denim						
	Incollare con Hovalac tipo A (per tessuti a trama o pannello). Carrying with Hovalac type A (for fabrics with weave or panel).	Scavo di fondo con smeriglio 400 mesh o tondo o pannello. Ground coat with 400 mesh or round or brush.	Applicare insieme con velo. Apply same by veil.	Preparare insieme con sfumatura aerea disegnando la superficie. Mix a same with airless brush and design a pattern.	Applicare insieme con spatola di plastica. Mix a same with a plastic spatula.	Applicare in velo con spatola spatola. Apply wax in velo with a spatula same spatula.



art. 0830 RILIEVI

Decorazione materica all'acqua per rendere creative le superfici in ogni nuova forma di interior design.

IMPIEGO:

Finitura di alta qualità per arredo di interni, RILIEVI può essere utilizzato come finitura o come fondo per disegnare la texture e successivamente impregniato con i prodotti decorativi della linea STILE ITALIANO®.

APPLICAZIONE:

A rullo a pelo medio. A prodotto non completamente rappreso lavorare con idonei attrezzi e tecniche per conferire l'effetto voluto.

RESA 1 MANO:

3-5 m²/l = 0,200-0,330 l/m²

TINTE:

Collezione RILIEVI

CONFEZIONI:

10 l - 2,5 l - 1 l



art. 0830 RILIEVI

Decorative water based paint, textured effect, for the creation of imaginative interior design solutions.

USE:

High quality finish for interior decoration, RILIEVI can be used as a finishing or as a ground coat to create the texture and finish with any decorative paint of the luxury line STILE ITALIANO®.

APPLICATION:

Apply with medium bristle roller. When the product is drying, work the surface with the specific tool in order to obtain the desired effect.

COVERAGE (1 coat):

3-5 m²/l = 0,200-0,330 l/m²

COLOURS:

RILIEVI collection

PACKAGING:

10 l - 2,5 l - 1 l



art. 0830 RILIEVI

Декоративно-отделочный материал на водной основе для придания поверхности желаемого объемного вида.

ПРИМЕНЕНИЕ:

Высококачественный финиш для оформления интерьера RILIEVI используется в качестве финишной отделки или в качестве грунта для получения текстуры. Последним слоем нанести декоративный материал из изысканной линии STILE ITALIANO®.

НАНЕСЕНИЕ:

Наносится валиком со средним ворсом. Не дожидаясь полного высыхания, обработать поверхность специальными инструментами для получения желаемого эффекта.

РАСХОД НА 1-Й СЛОЙ:

3-5 м²/л = 0,200-0,330 л/м²

ЦВЕТА:

Палитра RILIEVI

УПАКОВКА:

10 л - 2,5 л - 1 л



„Le tonalità qui s'apportano debbono considerarsi, per ogni motivo tecnico, indicative. MP consiglia una verifica del colore scelto tramite un campione del tipo.“

„For obvious technical reasons, the colours shown here must be considered to be purely indicative. MP recommends sample trials with the colour chosen.“

„Die hier dargestellten Farbtöne können aus offensichtlichen technischen Gründen nur als annähernde Wiedergaben der angebotenen Produkte angesehen werden. MP empfiehlt die Überprüfung der gewünschten Farbe anhand eines Mustert.“

„Pour des motifs techniques évidents, les tonalités reproduites sur ces pages doivent être considérées comme indicatives. MP conseille de faire un essai pour vérifier le couleur choisie.“

„Zbog tehničkih razloga, predstavljani tonaliteti boje smatraju se upućenima. MP preporučuje da probate izabranu boju preporučeno na maloj površini.“

„Д ля очевидных технических ограничений, воспроизведенные здесь тональности следует считать приблизительными. Компания MP рекомендует проверить выбранный цвет, используя "зачехлы" образцы.“

„Расчетные тональности, передаваемые техническими причинами, должны рассматриваться как ориентировочные. MP рекомендует проверку на выбранном цвете посредством реальных образцов.“

التونان اللونية هنا يجب أخذها بعين الاعتبار لأغراض فنية وتقنية. نوصي شركة MP بعمل تجربة اللون المختار بواسطة عينة مادية.

„鉴于明显的技术原因，这里再现的颜色应该被视为指示性的。MP 建议采取现场取样来核实所选的颜色。“

„Per quanto non indicato si rimanda alla relativa scheda tecnica e scheda di sicurezza del prodotto.“

„For any information not given here, please refer to the respective technical information sheet and product safety sheet.“

„Für weitere Informationen und Angaben, die hier nicht aufgeführt sind, wird auf die Technischen Daten und das Sicherheitsdatenblatt des jeweiligen Produktes verwiesen.“

„Pour toute information supplémentaire, consulter la fiche technique et la fiche de sécurité du produit.“

„Za sve dodatne podatke molimo se u tehničkom lišću odgovarajućeg proizvoda.“

„Для не указанных характеристик делаться отсылка к описательному картам технических характеристик и карте безопасности изделия.“

„Za bilo koje dodatne, se obratite za informacije omy sistematizovanu tehničkom karti i brošuri za bezbednost ispolovljen na proizvodu.“

بخصوص المواضع الغير مبررة هنا يجب الرجوع إلى بطاقة الفنية وبطاقة أمان المنتج.

„关于没有说明的信息，请参考相关的技术表和产品安全数据表。“

AZIENDA CON SISTEMA DI GESTIONE QUALITÀ CERTIFICATO DA DNV = ISO 9001 =



Colorificio MP s.r.l.
via G. Pastore, 2
47922 Rimini (RN) - ITALY
Tel. +39.0541.734086 Fax +39.0541.734282
mp@colorificio.mp.it
mp@mp-paints.com
www.colorificio.mp.it
www.mp-paints.com



art. 0830 RILIEVI

Peinture décorative à l'eau, pour l'intérieure, à effets de matière pour obtenir des solutions créatives en design d'intérieur

EMPLOI:

Finition de haute qualité pour la décoration d'intérieurs, RILIEVI peut être utilisée comme finition ou comme fond pour créer la texture et complétée par les produits décoratifs raffinés de la ligne STILE ITALIANO®.

APPLICATION:

Appliquer à l'aide d'un rouleau à poils moyens. Avant que le produit ne soit complètement sec, travailler la surface à l'aide d'instruments et de techniques particuliers pour obtenir l'effet désiré.

RENDEMENT 1 COUCHE:

3-5 m²/l = 0,200-0,330 l/m²

TEINTES:

Collection RILIEVI

POTS:

10 l - 2,5 l - 1 l



art. 0830 RILIEVI

Dekoratívni materijal na vodenoj osnovi za stvaranje kreativnih površina u svakoj novoj formi dizajna interijera.

NAMENA:

Visoko kvalitetni završni premaz za interijere, RILIEVI može da se koristi kao završni sloj ili kao osnova za teksturu i može naknadno da se oplemeni dekorativnim proizvodima iz linije STILE ITALIANO®.

UPOTREBA:

Nanesite valjkom srednje dugog konca. Dok se proizvod suši, obradite površinu odgovarajućim alatom i tehnikom kako biste postigli željeni efekat.

IZDAŠNOST 1 SLOJA:

3-5 m²/l = 0,200-0,330 l/m²

BOJE:

Paleta RILIEVI

PAKOVANJE:

10 l - 2,5 l - 1 l



art. 0830 RILIEVI

ملاءة مائي للديكور، لتزيين مساحات فخرية داخلية بأي شكل كان.

الاستعمال:

يتميز من المستوى لرفع الأصناف الديكور الداخلي. يمكن استعمال ملاءة RILIEVI سواء لاستكمال المساحات الأخيرة أو على شكل ملاءة أساسية لإعداد الترتيبات ومن بعدها إنجازها بمواد الديكور من مجموعة STILE ITALIANO.

التطبيق:

يتميز الملاءة بواسطة "رول" ذات شعر متوسط. عند جفاف الملاءة وعدم تصلبه بشكل كامل، يتم معالجة المسطح مع بواسطة معدات وتقنيات خاصة من أجل الحصول على المفعول المطلوب.

التعبئة:

يتميز الملاءة بواسطة "رول" ذات شعر متوسط. عند جفاف الملاءة وعدم تصلبه بشكل كامل، يتم معالجة المسطح مع بواسطة معدات وتقنيات خاصة من أجل الحصول على المفعول المطلوب.

التعبئة:

3-5 م²/لتر = 0,200-0,330 لتر/م²

الألوان:

مجموعة RILIEVI

التعبئة:

10 لتر - 2,5 لتر - 1 لتر